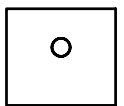
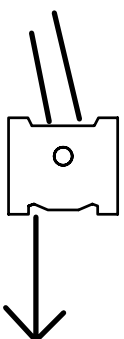


1

CROSSHEAD REAR FACE  
1mm BRASS OR STYRENE

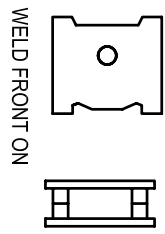
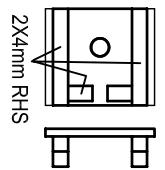


CROSSHEAD OUTER FACE

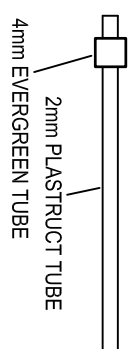
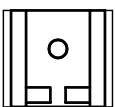


DIRECTION TO CYLINDER

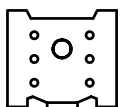
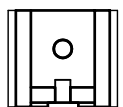
2



3

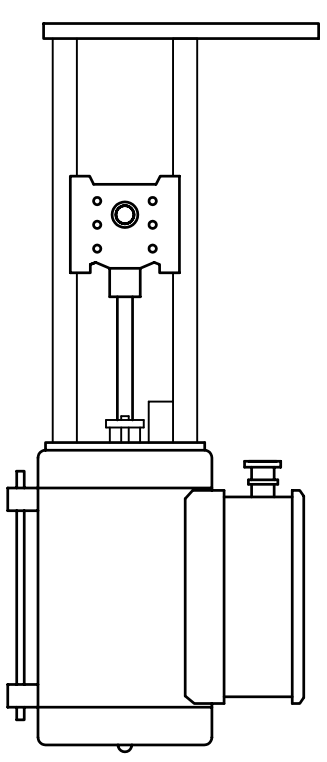


4



WELD 6 1mm DIAEMTER RIVETS ONTO FACE

5



CROSSHEAD ON GUIDE  
INSTALL FROM REAR END OF GUIDE

## 2-8-6T CROSSHEAD ASSEMBLY

